

True Efficiency — With a Human Touch



1. GFEZ General Information

2. Gwangyang Bay Area Industrial Complex Introduction

3. Competitiveness & Advantages Of Gwangyang Bay Area

4. Successful Investment Attraction Case



Major companies in GFEZ

SNC	SEBANG SEBANG CO.,LTD.
HYUNDAI STEEL	POSCO
CJ LOGISTICS	HYUNDAI HYUNDAI STEEL BUSINESS

GS Caltex	DSSW 삼우중공업
S&AH Steel	<i>beyond the best</i> KUMHO MITSUI CHEMICALS
BASF We create chemistry	

GFEZ at a glance

A Perfect Global Hub For Steel & Chemical

25 M+

Largest steel mill in the world from POSCO with more than 25 million tons of steel/year.

2,350 ha

Accounting for half of Korea's petrochemicals. 283 companies on a site spanning 2,359 ha.

Seamless Access to Korea & the World

No. 1

The No. 1 import/export cargo handler in Korea, processing 300+ million tons of cargo per year.

5 airports

In close proximity & direct connection throughout Korea through network of highways & high-speed rail connections

Low Rent & Countless Benefits

0.2\$/m²

With incredibly low monthly rent for 100 years and additional tax cuts GFEZ offers the perfect place to invest. GFEZ offers the ideal place to invest in. We also offer support on all levels with an international team ready to listen to your ideas and requests and making sure that you will feel right at home in GFEZ.

1. GFEZ General Information

GFEZ [Gwangyang Bay Area Free Economic Zone]

1. Location

Yeosu, Suncheon, Gwangyang city and Hadong county

2. Population

About 0.8 Million

3. Gross Area

59.8km²

4. Production Amount

2.6B USD

5. No. of Industries

- Total 8 Industries [18 complexes in 6 Districts]
- Yulchon Industrial Complex
 - Gwangyang Container Wharf
 - Yeosu Gyeongdo/Hwayang Tourism Complex
 - Hadong Doowoo Leisure Complex
 - Gwangyang Sepoong Industrial Complex
 - Suncheon Haeryong Industrial Complex
 - Hadong Daesong Industrial Complex
 - Gwangyang Hwanggum Industrial Complex



Sepoong General Industrial Complex



Area	2.42 km ²
Sales Price	270.90 USD (m ²)
Rental Price	0.23 USD (m ² /Month)
Types of Business	Food, Functional Chemicals, Bio-Based Packaging Materials, Related Industry with Gwangyang Steel Works
Special Support	Separate support after review → In case Investment more than 45M USD, or 100 new employment → Local Investment Promotion Subsidy (National Expenses): 9M USD Max. (The relocation of enterprises in the Seoul metropolitan area to provincial areas, Companies returning to Korea, Investment in new & expanded provincial areas)

Haeryong General Industrial Complex



Area	1.59 km ²
Sales Price	206.25 USD (m ²)
Types of Business	Primary Metal, Metal Fabrication, Electronic Components, Automotive Industry, Trailer
Special Support	Separate support after review → In case Investment more than 45M USD, or 100 new employment → Local Investment Promotion Subsidy (National Expenses): 9M USD Max. (The relocation of enterprises in the Seoul metropolitan area to provincial areas, Companies returning to Korea, Investment in new & expanded provincial areas)

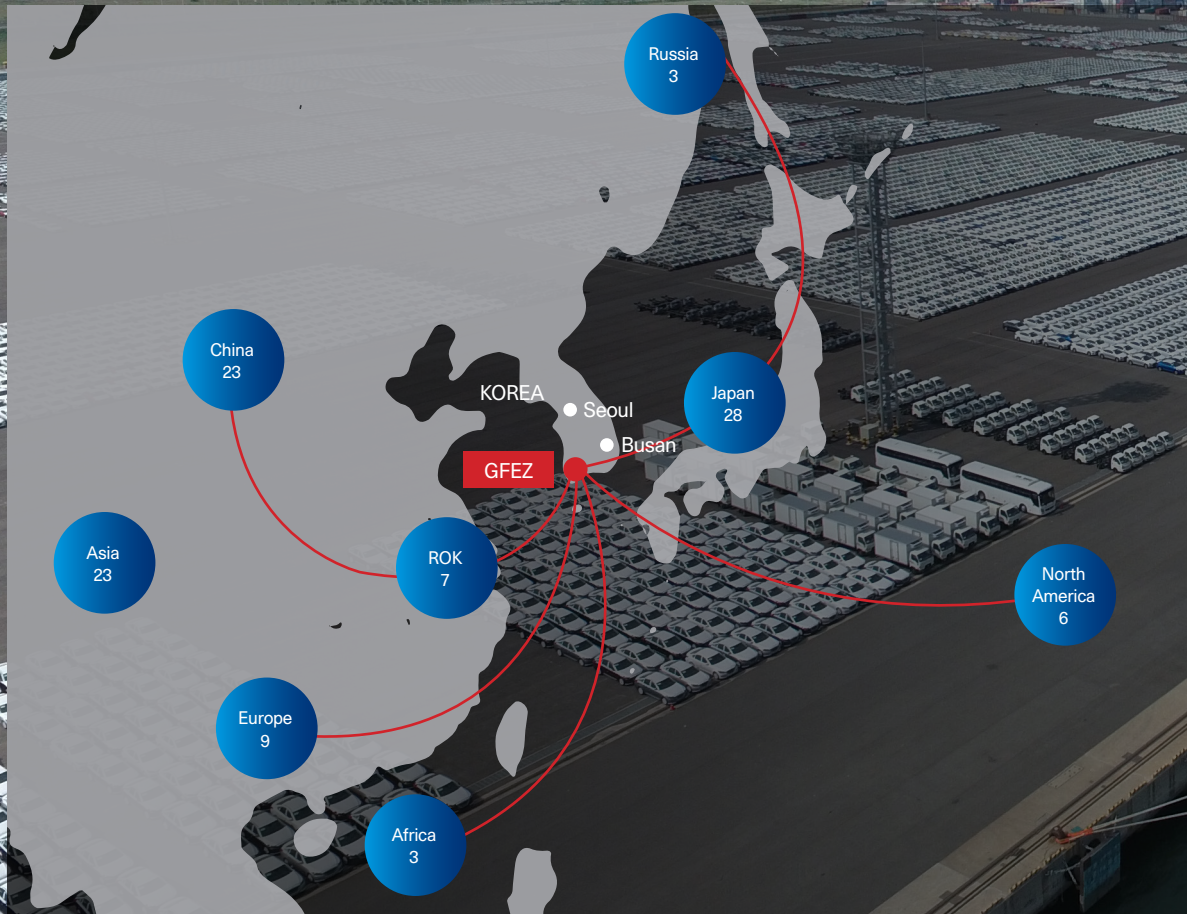
Hwanggum General Industrial Complex

Hwanggum General Industrial Complex



Area	1.12 km ²
Sales Price	233.75 USD (m ²)
Types of Business	Primary Metal, Metal Fabrication, Electrical Equipment Manufacturer, Electricity Supply
Special Support	Separate support after review → In case Investment more than 45M USD, or 100 new employment → Local Investment Promotion Subsidy (National Expenses): 9M USD Max. (The relocation of enterprises in the Seoul metropolitan area to provincial areas, Companies returning to Korea, Investment in new & expanded provincial areas)

Marine Transportation Infrastructure



Marine Transportation

Total Volume Of Goods	Container	Container Wharf	Worldwide Connected Countries	Loading & Unloading Available	Liner Service
300	2,400	12	105	365	78
M Ton	K TEU	Berths	Countries	Days	Times/Week

Gwangyang Port Capacity

Cargo Handling

- Cargo Handling- Container 3,840K TUE (12 Berths)
- Liquid Bulk (38 Berths)
- Dry(18 Berths)
- Break(27 Berths)

Import & Export: 265M t

- Asia 139 M t
- Middle East 39 M t
- America 31 M t
- Europe 7.5 M t

Land Transportation Infrastructure



Aviation	Located in 1 hour from 5 nearby airports
Railroad	KTX[Korea Train Express] connecting to the Seoul metropolitan area (2 hours from Seoul)
Road	5 Highway Connections (4 hours from Seoul)



Raw Materials & Manufacturing Base

Stable Annual Production Over 25 M ton
POSCO Gwangyang Steel Works

Cargo Handling Capacity
99M Ton

Crude Steel Production Capacity
19.7M Ton

Related Companies

1. POSCO
2. POSCO Magnesium
3. Hyundai Steel
4. Gwangyang Aluminum

Korea's largest chemical industrial complex
Yeosu National Industrial Complex

Domestic processing capacity of refinery
27% 800,000 Barrel/Day

Domestic processing capacity of fertilizer
49% 480,000 Ton

Related Companies

1. LG Chem.
2. Lotte Chem.
3. Hanhwa Chem.
4. BASF
5. GS Caltex
6. Air Liquide

With POSCO Chemical
Yulchon 1st Industrial Complex

New Energy Intensive Fostering Policy of The Government

Scale-up Secondary Battery -Associated Companies

Related Companies

1. POSCO Chem.
2. JCEL



3. Competitiveness & Advantages Of Gwangyang Bay Area

POSCO Gwangyang Steel Works

- The World's Largest Steel Works
- 25M Tons Of Steel Production Annually
- Automotive Materials,
High-Strength Hot-Rolled Thick Plate Product



posco
CHEMICAL

OCI

3. Competitiveness & Advantages Of Gwangyang Bay Area



Yeosu National Industrial Complex

- Korea's largest Petrochemical Industrial Complex (46% production of Ethylene products in Korea)
- 280 Petrochemicals companies in here (Petroleum, Fertilizer)



3. Competitiveness & Advantages Of Gwangyang Bay Area

Yulchon 1st Industrial Complex

→ Secondary Battery Materials Industry Cluster

→ POSCO, Annual Production 90,000 Ton

An anode material production plant expansion planned

→ Move-in of various industrial support centers for Jeonnam Techno Park



posco
CHEMICAL

HYUNDAI
STEEL

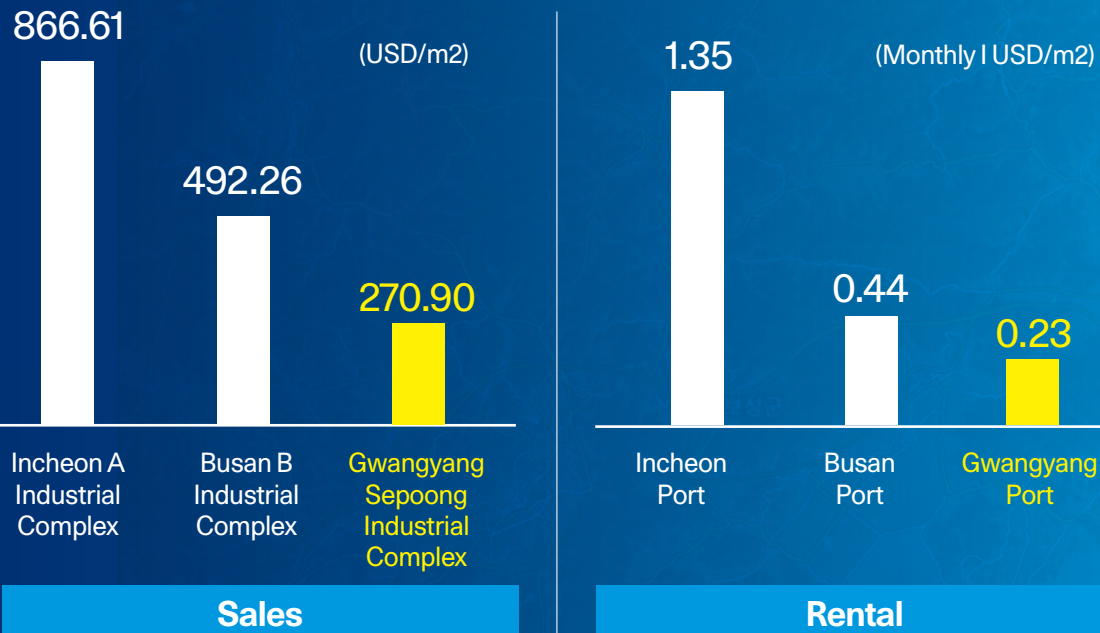
DSSW
삼우중공업

KUMHO
PETROCHEMICAL

Affordable Industrial Land & Technology Support

[1 USD = 1,100 KRW]

Affordable Sale Price & Rental Fee



Research Institutes in GFEZ



Price Overview

[1 USD = 1,100 KRW]

Sales		
Sepoong	Haeryong	Hwanggum
2.42 M	1.59 M	1.12 M
Food Functional Chemicals	Primary Metal Metal Fabrication Electrical Equipment- Manufacturer	Primary Metal Metal Fabrication Electronic Components
270.90 USD /M ²	206.25 USD /M ²	233.75 USD /M ²
<p>* Subsidy support from Jeollanam-do and each city → Location: 363K USD Max. → Facilities: 454K USD Max. → Employment/Education Training: 909K USD Max. → Large-Scale Special Support: separate support after review</p> <p>* Local Investment Promotion Subsidy (National Expenses): 9,090K USD Max.</p>		

[1 USD = 1,100 KRW]

Rental		
Industrial Complex	Gwangyang Port Free Trade Zone	Yulchon Free Trade Zone
Area m ²	4.47 M	340 K
Types of Business	Export-Oriented Manufacturer	
Sales Price	Monthly 0.23 USD/m ² (Preferential for logistics companies, Monthly 0.11USD/m ²)	Monthly 0.09 USD/m ²
Subsidy	<p>Rental For 50 Years</p> <p>→ Retention or refund of import duties → Zero tax rate of value-added tax on inter-company transactions</p>	

Residential Environment

Build Luxury Background Complex

With business, education & cultural facilities
in connection with industrial complex
& surrounding background complex

Available Rental Apartments Move-In

For Foreign Workers

Secure Stability

From Natural Disasters,
such as typhoons, earthquakes, etc,
as well as pleasant weather of all seasons



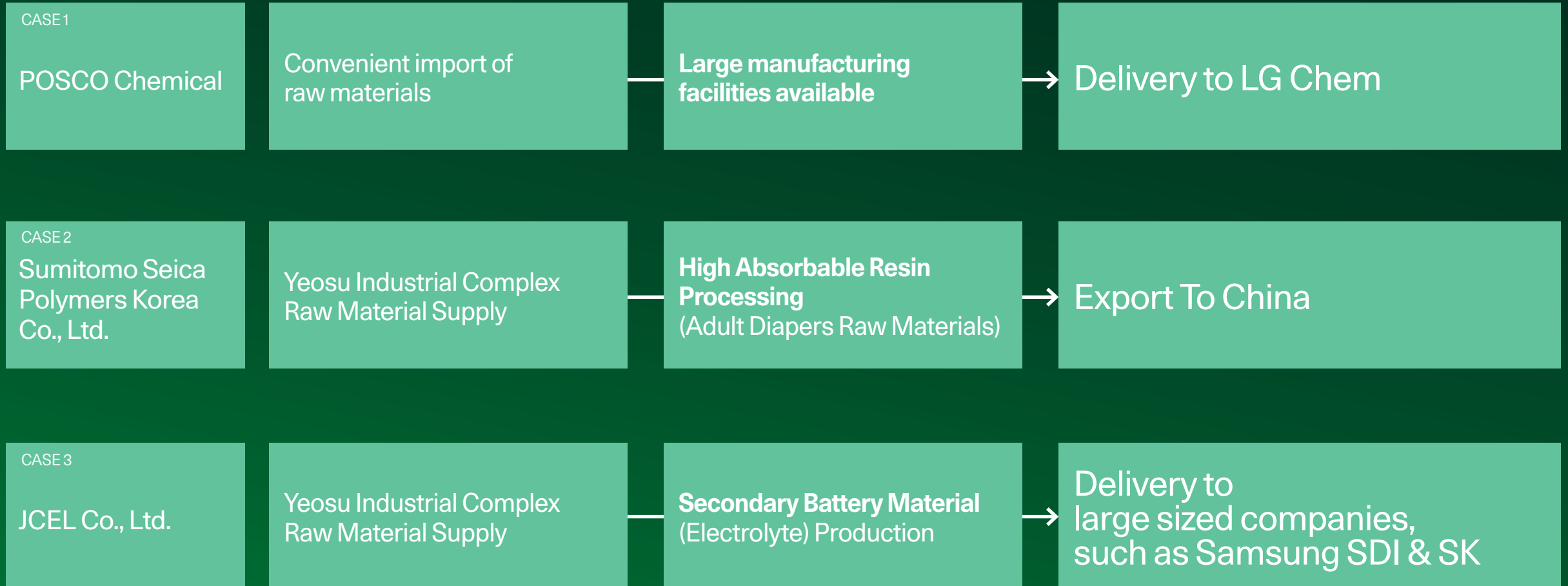
Tourism



More than 13 million tourists annually



4. Successful Investment Attraction Case



Thank you

